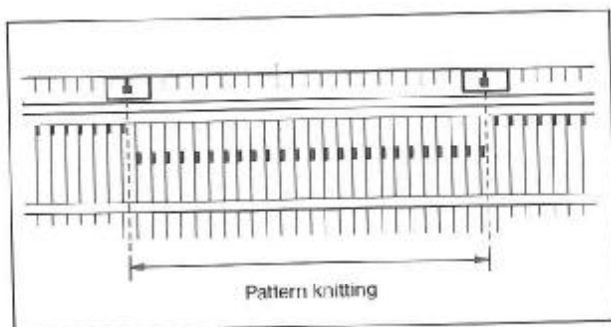


POINT CAM AND NEEDLE-1 CAM

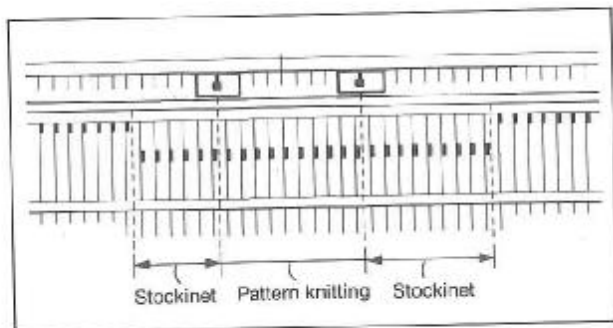


Point Cam

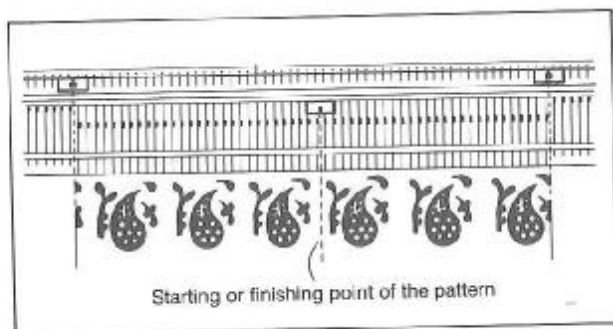
The Point Cams are the ones which slide along the rail at the back of the Needle Bed.

Pattern knitting only operates between the two Point Cams. (The Point Cams determine the range of pattern knitting.)

When setting the Point Cams at both edges of the knitting needles, the pattern will be knitted overall the knitting.



You can use the Point Cams to isolate Single Motif or to eliminate portions of the pattern.

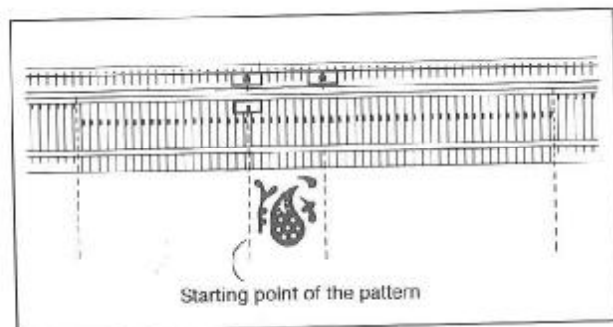


Needle-1 Cam

The Needle-1 Cam is one of the small rectangular blocks with N1 on it. This has pegs to hold it in place. The pegs fit the small holes behind the Needle Bed.

The red line of the Needle-1 Cam tells the machine where to start and finish the pattern repeat.

Usually, Needle-1 Cam is put at the center of the Needle Bed.



When knitting the pattern partially like Single Motif, put the Needle-1 Cam at either the left or right Point Cam as shown on the left.

You must put the Needle-1 Cam within the two Point Cams or at either Point Cam. Don't put it outside the Point Cams.